



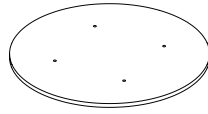
## UNITE S4



Height: 45 cm, 55 cm

Leg length: see last page

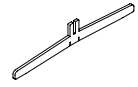
### COMPONENTS



1 x Tabletop  
thickness: 12 mm



1 x Plate  
rectangular  
240x240 mm



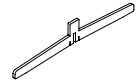
1 x Lower foot  
length: 490 mm  
thickness: 8 mm



1 x Inner leg  
diameter: 35 mm



1 x Outer leg  
diameter: 40 mm



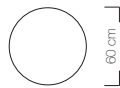
1 x Upper foot  
length: 490 mm  
thickness: 8 mm

### GLIDERS

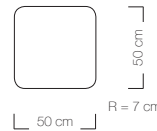


4 x

### TABLETOP DIMENSIONS



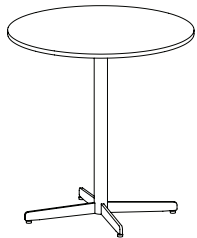
60 cm



### BASE DIMENSIONS



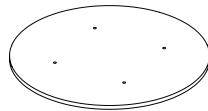
## UNITE M4



Height: 45 cm, 55 cm, 60 cm,  
73 cm, 90 cm, 108 cm

Leg length: see last page

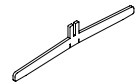
### COMPONENTS



1 x Tabletop  
thickness: 17 mm



1 x Plate  
rectangular  
360x360 mm



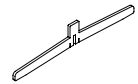
1 x Lower foot  
length: 590 mm  
thickness: 10 mm



1 x Inner leg  
diameter: 45 mm



1 x Outer leg  
diameter: 50 mm



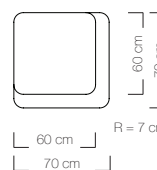
1 x Upper foot  
length: 590 mm  
thickness: 10 mm

### GLIDERS



4 x M6

### TABLETOP DIMENSIONS



### BASE DIMENSIONS



# UNITE



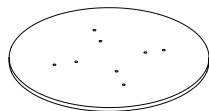
## UNITE L4



Height: 45 cm, 55 cm, 60 cm, 73 cm, 90 cm, 108 cm

Leg length: see last page

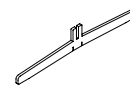
### COMPONENTS



1 x Tabletop  
thickness: 20 mm



1 x Plate  
rectangular  
480x480 mm



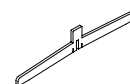
1 x Lower foot  
length: 790 mm  
thickness: 12 mm



1 x Inner leg  
diameter: 65 mm



1 x Outer leg  
diameter: 70 mm



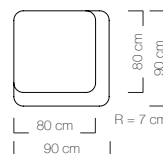
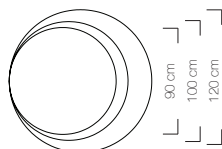
1 x Upper foot  
length: 790 mm  
thickness: 12 mm

### GLIDERS

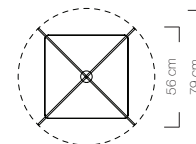


4 x M8

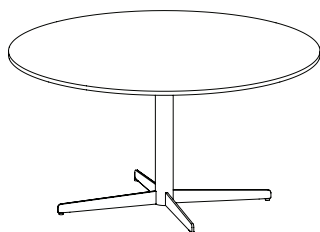
### TABLETOP DIMENSIONS



### BASE DIMENSIONS



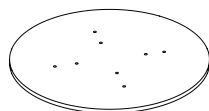
## UNITE XL4



Height: 73 cm

Leg length: see last page

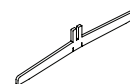
### COMPONENTS



1 x Tabletop  
thickness: 20 mm



1 x Plate  
rectangular  
480x480 mm



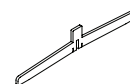
1 x Lower foot  
length: 990 mm  
thickness: 12 mm



1 x Inner leg  
diameter: 75 mm



1 x Outer leg  
diameter: 80 mm



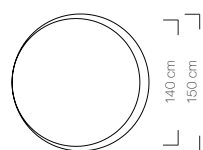
1 x Upper foot  
length: 990 mm  
thickness: 12 mm

### GLIDERS



4 x M8

### TABLETOP DIMENSIONS

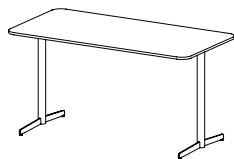


### BASE DIMENSIONS





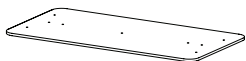
## UNITE M2



Height: 55 cm, 60 cm, 73 cm

Leg length: see last page

### COMPONENTS



1 x Tabletop  
thickness: 17 mm



2 x Plate  
triangular



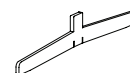
1 x Beam  
see last page



2 x Inner leg  
diameter: 45 mm



2 x Outer leg  
diameter: 50 mm



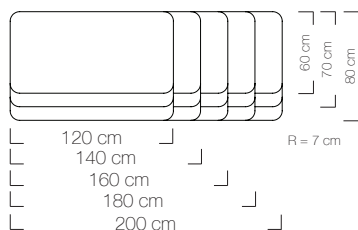
2 x Foot  
length: 590 mm  
thickness: 10 mm

### GLIDERS

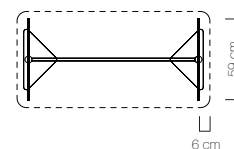


4 x M6

### TABLETOP DIMENSIONS



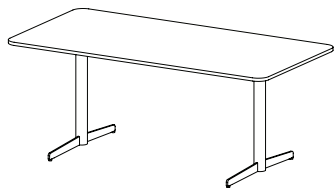
### BASE DIMENSIONS





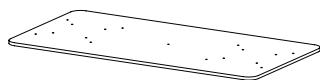
## UNITE L2

### COMPONENTS



Height: 73 cm


Leg length: see last page



1 x Tabletop  
thickness: 20 mm



2 x Plate  
rectangular  
480x480 mm



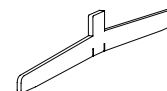
1 x Beam  
see last page



1 x Inner leg  
diameter: 65 mm



1 x Outer leg  
diameter: 70 mm



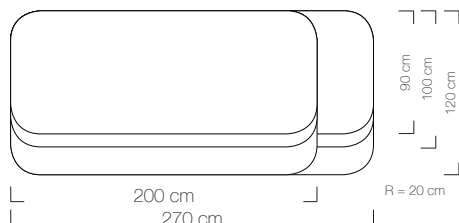
2 x Foot  
length: 790 mm  
thickness: 12 mm

### GLIDERS

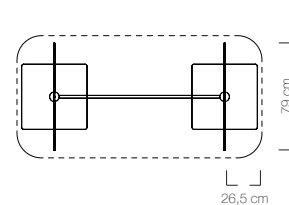


4 x M8

### TABLETOP DIMENSIONS



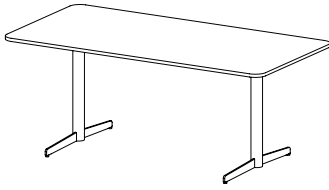
### BASE DIMENSIONS





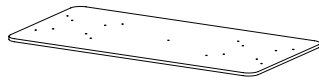
## UNITE XL2

### COMPONENTS



Height: 73 cm

Leg length: see last page



1 x Tabletop  
thickness: 20 mm



2 x Plate  
rectangular  
480x480 mm



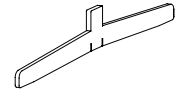
1 x Beam  
see last page



1 x Inner leg  
diameter: 75 mm



1 x Outer leg  
diameter: 80 mm



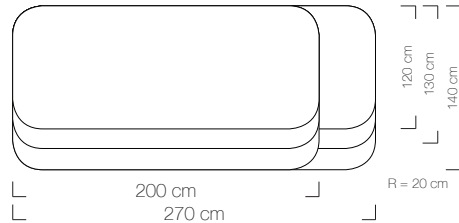
2 x Foot  
length: 990 mm  
thickness: 12 mm

### GLIDERS

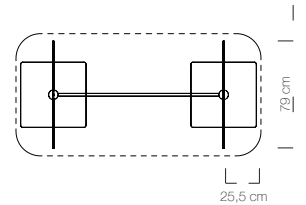


4 x M8

### TABLETOP DIMENSIONS

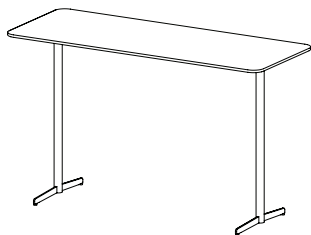


### BASE DIMENSIONS





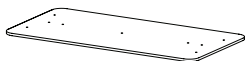
## UNITE M2 HIGH



Height: 90 cm, 108 cm

Leg length: see last page

### COMPONENTS



1 x Tabletop  
thickness: 17 mm



2 x Plate  
triangular



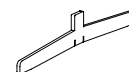
1 x Beam  
see last page



2 x Inner leg  
diameter: 45 mm



2 x Outer leg  
diameter: 50 mm



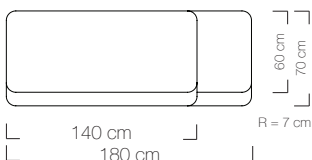
2 x Foot  
length: 590 mm  
thickness: 10 mm

### GLIDERS

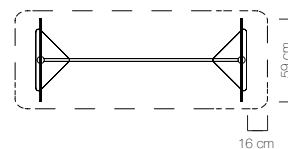


4 x M6

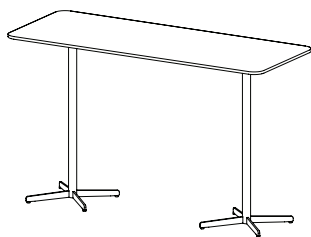
### TABLETOP DIMENSIONS



### BASE DIMENSIONS



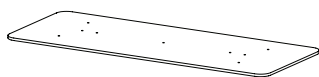
## UNITE M4 HIGH



Height: 90 cm, 108 cm

Leg length: see last page

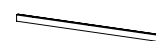
### COMPONENTS



1 x Tabletop  
thickness: 17 mm



2 x Plate  
triangular



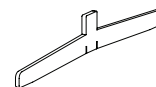
1 x Beam  
see last page



2 x Inner leg  
diameter: 45 mm



2 x Outer leg  
diameter: 50 mm



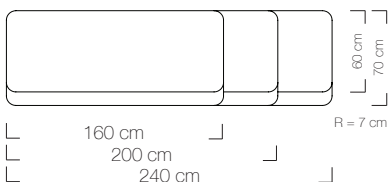
2 x Foot  
length: 590 mm  
thickness: 10 mm

### GLIDERS

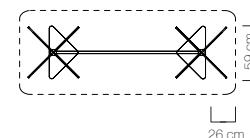


4 x M6

### TABLETOP DIMENSIONS

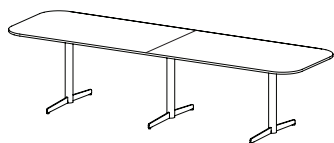


### BASE DIMENSIONS





## UNITE L2 EXTEND



Height: 73 cm

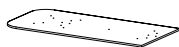
Leg length: see last page

Corner radius: 20 cm

### COMPONENTS




**Tabletop, middle**  
thickness: 20 mm



**Tabletop, end**  
thickness: 20 mm



**Plate**  
rectangular  
480x480 mm



**Beam**  
784-1789 mm



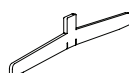
**Inner leg**  
diameter: 65 mm



**Outer leg**  
diameter: 70 mm



**Outer leg middle**  
diameter: 70 mm



**Foot**  
length: 790 mm  
thickness: 12 mm

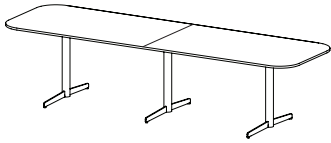


**M8**



## UNITE XL2 EXTEND

### COMPONENTS



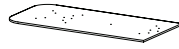
Height: 73 cm

Leg length: see last page

Corner radius: 20 cm



Tabletop, middle  
thickness: 20 mm



Tabletop, end  
thickness: 20 mm



Plate  
rectangular  
480x480 mm



Beam 784-1784 mm  
see last page



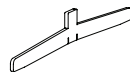
Inner leg  
diameter: 75 mm



Outer leg  
diameter: 80 mm



Outer leg middle  
diameter: 80 mm



Foot  
length: 990 mm  
thickness: 12 mm



M8





## BEAM LENGTH

	100 cm table	120 cm table	140 cm table	160 cm table	180 cm table	200 cm table	220 cm table	240 cm table
<b>M2</b> Beam length	784 mm	984 mm	1184 mm	1384 mm	1584 mm	1784 mm	x	x
<b>M2 HIGH</b> Beam length	x	784 mm	984 mm	1184 mm	1384 mm	1584 mm	1784 mm	x
<b>M4 HIGH</b> Beam length	x	x	784 mm	984 mm	1184 m	1384 mm	1584 mm	1784 mm

## OUTER LEG LENGTH

	S4	M4	L4	XL4	M2	L2	XL2	M2 HIGH	M4 HIGH	L2 EXTEND	XL2 EXTEND
<b>45 cm</b>	426 mm	413 mm	405 mm	x	x	x	x	x	x	x	x
<b>55 cm</b>	526 mm	513 mm	x	x	518 mm	x	x	x	x	x	x
<b>60 cm</b>	x	563 mm	555 mm	x	x	x	x	x	x	x	x
<b>72 cm</b>	x	688 mm	680 mm	675 mm	688 mm	680 mm	675 mm	x	x	680 mm	675 mm
<b>90 cm</b>	x	863 mm	855 mm	x	x	x	x	863 mm	863 mm	x	x
<b>108 cm</b>	x	1043 mm	1035 mm	x	x	x	x	1043 mm	1043 mm	x	x

## INNER LEG LENGTH

	S4	M4	L4	XL4	M2	L2	XL2	M2 HIGH	M4 HIGH	L2 EXTEND	XL2 EXTEND
<b>45 cm</b>	376 mm	363 mm	355 mm	x	x	x	x	x	x	x	x
<b>55 cm</b>	476 mm	463 mm	x	x	468 mm	x	x	x	x	x	x
<b>60 cm</b>	x	513 mm	505 mm	x	x	x	x	x	x	x	x
<b>72 cm</b>	x	638 mm	630 mm	625 mm	638 mm	630 mm	625 mm	x	x	630 mm	625 mm
<b>90 cm</b>	x	813 mm	805 mm	x	x	x	x	813 mm	813 mm	x	x
<b>108 cm</b>	x	993 mm	985 mm	x	x	x	x	993 mm	993 mm	x	x



## LEG DIAMETER GUIDE

Scale 1:1, place leg on paper to check dimension.

